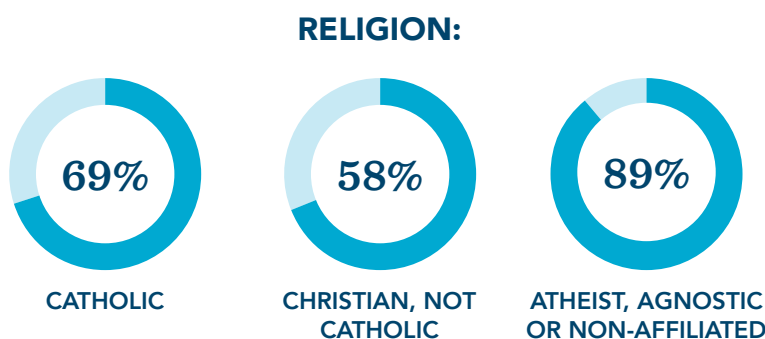
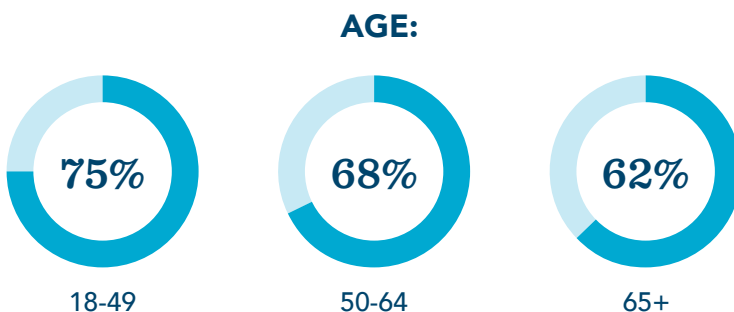
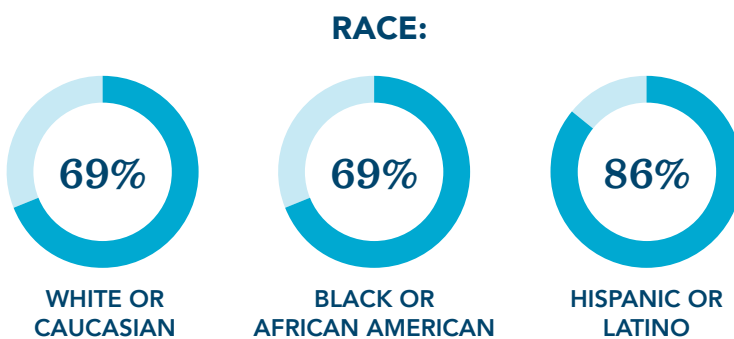


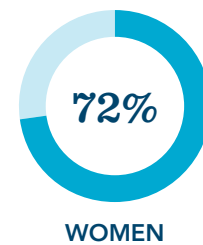
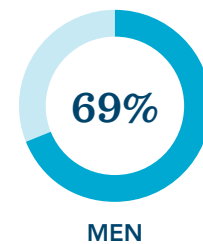
# 71% of Illinois Voters Support Medical Aid in Dying

Legislation to allow medical aid in dying, an option for mentally capable, terminally ill adults to peacefully end unbearable suffering, is supported by a wide majority of Illinois voters, regardless of political affiliation, disability, race, gender identity, age or religion.

## Majority Support for Medical Aid in Dying Across Demographics



**GENDER IDENTITY:**



**BY A 55-POINT MARGIN:**

Voters who identify as **living with a disability** support medical aid in dying.



Source: Impact Research conducted a live phone and text-to-web survey of 700 likely 2024 voters in Illinois from February 6–12, 2023.

# Medical Aid in Dying Is a Nonpartisan Issue, as Evidenced by Supporters' Voting Preferences and the Candidates They Support.

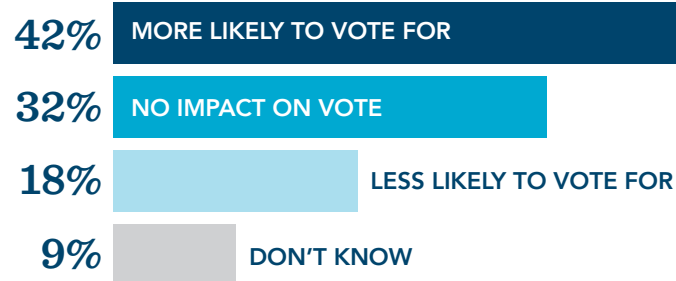
## VOTING PREFERENCES:

**85%** MORE LIKELY TO VOTE FOR DEMOCRATS / **53%** MORE LIKELY TO VOTE FOR REPUBLICANS



**84%** VOTED FOR JOE BIDEN IN 2020 / **56%** VOTED FOR DONALD TRUMP IN 2020

## BY A 24-POINT MARGIN:

Voters say they are more likely to vote for state legislative candidates who support medical aid in dying.



## POLITICAL AFFILIATION:



The poll doesn't include demographic groups that represent single-digit percentages of Illinoisans because of insufficient sample.

Source: Impact Research conducted a live phone and text-to-web survey of 700 likely 2024 voters in Illinois from February 6–12, 2023.

The Compassion & Choices family comprises two organizations: Compassion & Choices (the 501(c)(3)), whose focus is expanding access, public education and litigation; and Compassion & Choices Action Network (the 501(c)(4)), whose focus is legislative work at the federal and state levels.

PAID FOR BY COMPASSION & CHOICES ACTION NETWORK.

